


# 1. HOMEPAGE BANNER (DESKTOP 1920 x 600px)

The banner **MUST MEET** the requirements listed below to appear on the homepage.

A good and bad example on the following page.



- 1920 x 600 px, JPEG, 72 DPI.
- The banner **must contain only** the name of the event and a visual. There can be no date, sponsor logos, etc.
- The banner uploaded to the website will be cropped by 230px on the sides.
- No text is allowed beneath the website buttons, event date, or yellow dots.

## Good example

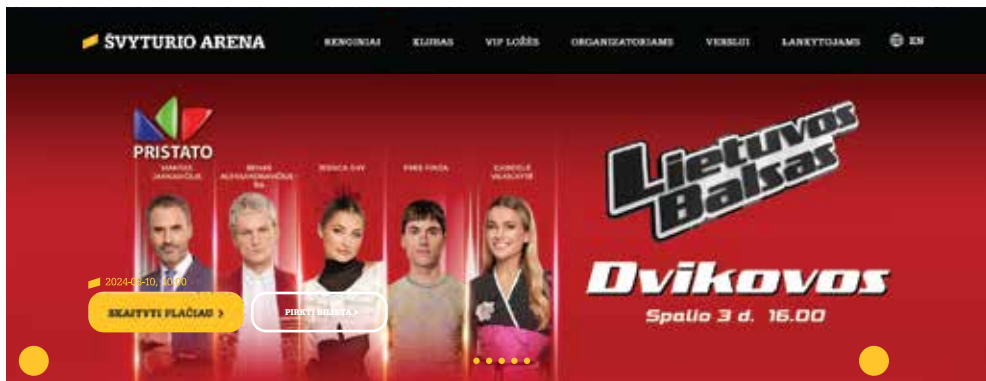


Enough space has been left around the edges.

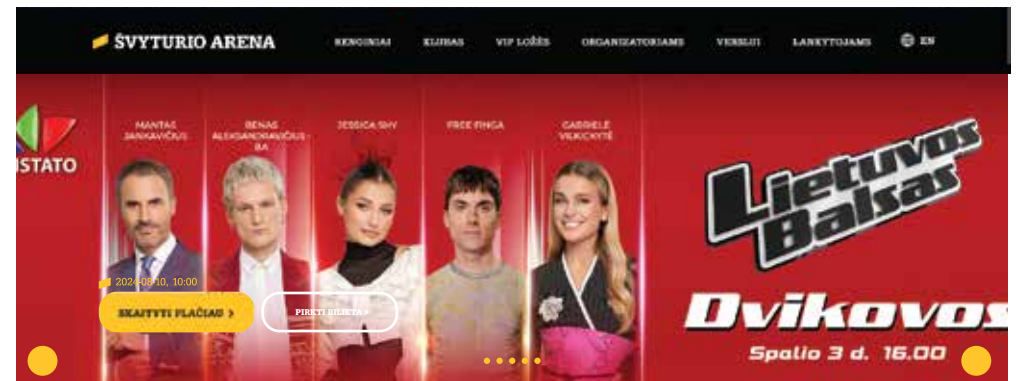
## Bad example



Not enough space around the edges.



Result.

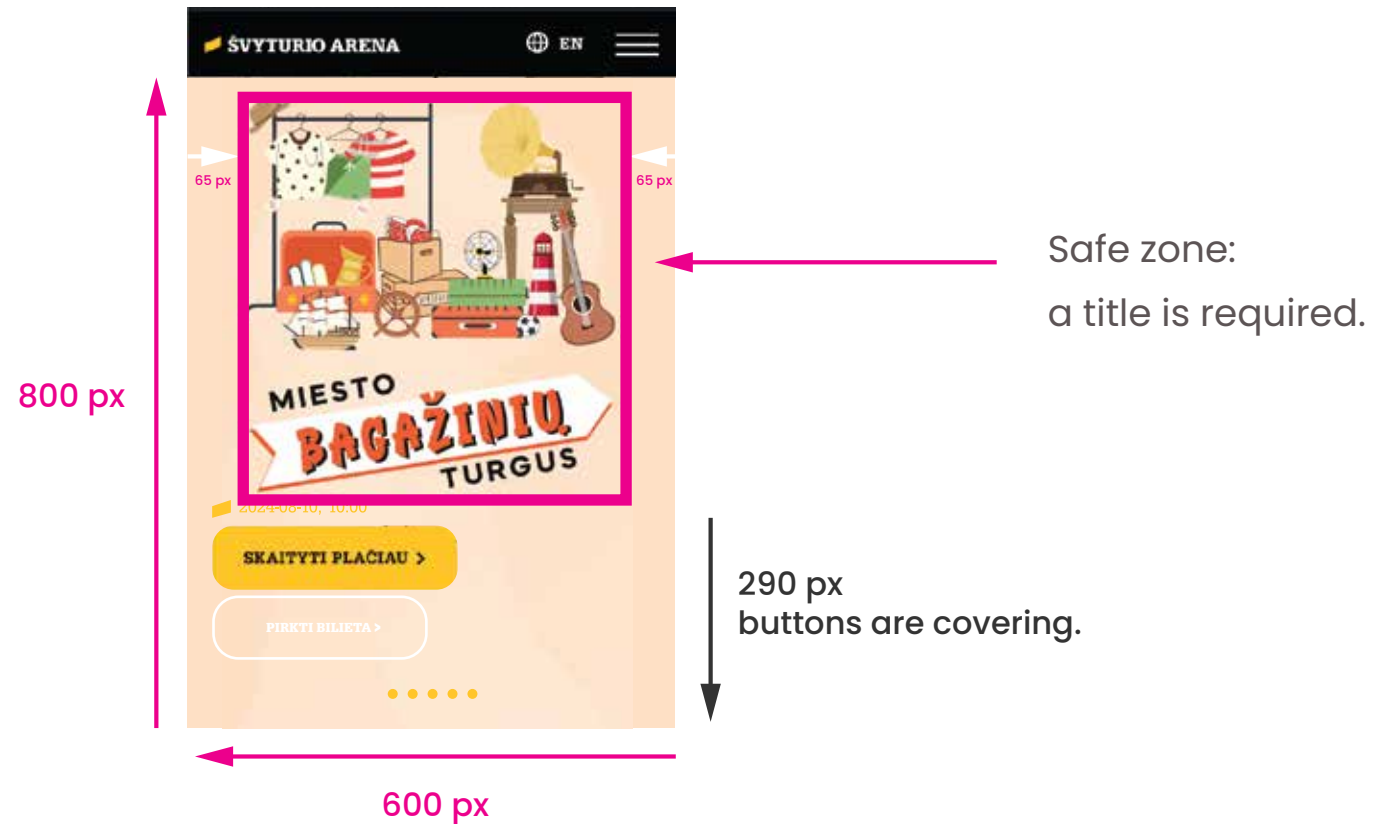


The result is that the logo and text are cut off.

- Important information **must not be placed too close to the edges**, as it will be cut off.

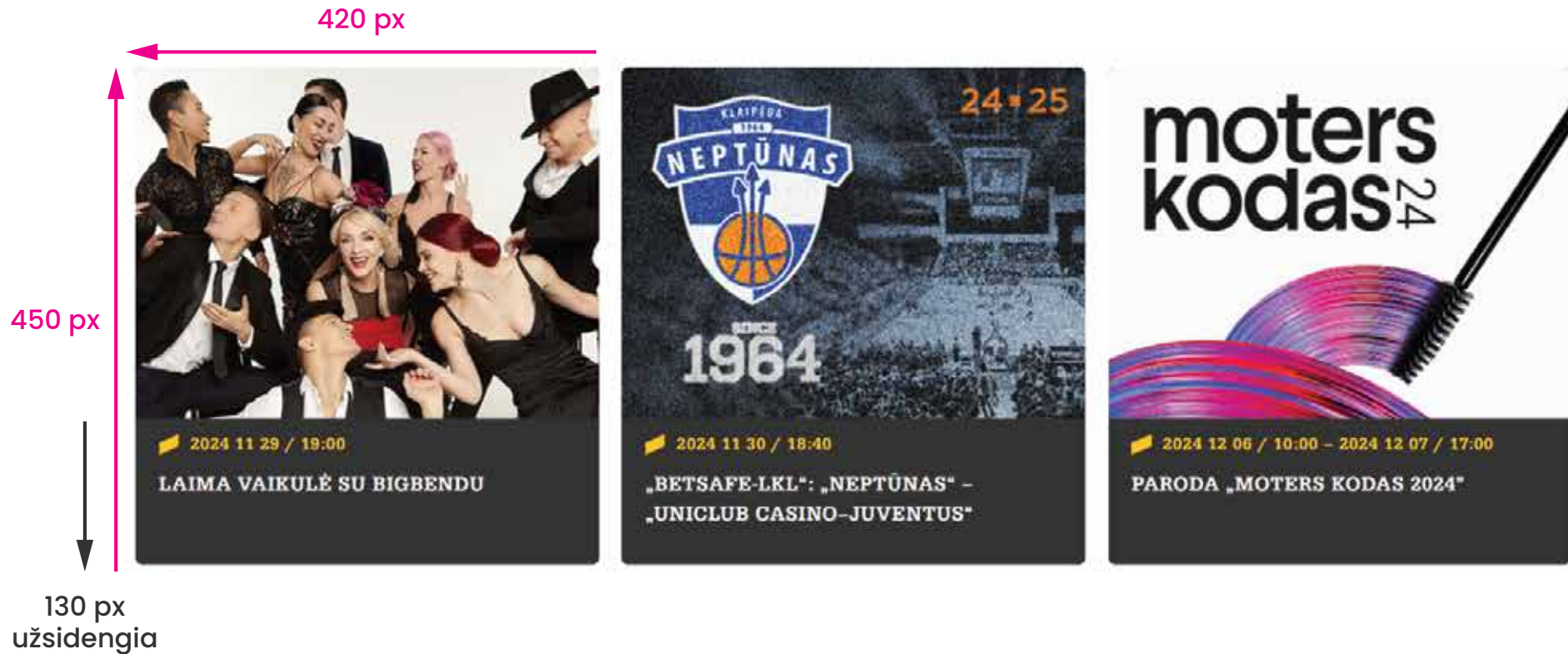
## 2. HOMEPAGE BANNER (MOBILE 600 x 800px)

The banner **MUST MEET** the requirements listed below to appear on the homepage.




- 600 x 800 px, JPEG, 72 DPI.
- The banner **must contain only** the name of the event and a visual. There can be no date, sponsor logos, etc.
- Important information **must not be placed too close to the edges**, as it will be cut off.
- No text is allowed beneath the website buttons, event date, or yellow dots.

### 3. EVENT LIST BANNER (420 x 450px)



- 420 x 450 px, JPEG, 72 DPI.
- The name of the event is not necessary in this banner. There can be no date, sponsor logos, etc.

## 4. EVENT PAGE BANNER (610 x 494px)



- 610 x 494px, 72 DPI, JPEG.
- Relevant event information may be included in this banner, but we advise against excessive details..